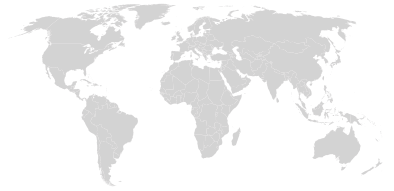


World Leading Dental Video  
and Imaging Solutions




Camera technology to improve your  
everyday communication and documentation

**futudent**»  
SHARE *your* CARE

# Save time and effort

with Futudent non-interruptive cameras



## Challenges with interruptive cameras:

- ✗ Stop the procedure
- ✗ De-glove
- ✗ Locate camera and set up
- ✗ Operate inside the mouth
- ✗ Fogging
- ✗ Sterilizing / protecting
- ✗ File transferring

*These cameras can cost you up to 3 to 5 minutes with every patient. Free your hands and save your time with Futudent's solution!*

## Benefits of non-interruptive cameras:

- ✓ Faster and easier to use
- ✓ Instantly available
- ✓ Hands-free
- ✓ Take photos PLUS video
- ✓ No stopping procedure
- ✓ Chair-light or loupe-mounted
- ✓ Record / save / share video
- ✓ Data stored directly in operatory computer

**All advantages in one camera.** Futudent non-interruptive cameras cover most of the demands of dental documentation: full HD videos and high quality stills (up to 13 MB). Cloud services make it fast and secure to share videos and images to colleagues and patients. Do your all imaging hands-free with a chair-light or loupe-mounted camera.



# How can video help you?

Futudent non-interruptive cameras are designed for taking great still photos and videos. There are dozens of applications for video in today's dental office. Futudent makes it easy to take video into daily use with every patient. This offers tremendous benefits from increased

efficiency in documentation, to happier and more accepting patients. Video is also a powerful communication tool for collaboration within the treatment team. Video offers an exciting and effective new way for doctors to document and communicate their work with colleagues and patients alike.



## Patient Work

- ✓ Video treatment plans
- ✓ Hygiene instructions
- ✓ Home care guides
- ✓ Post-operative care
- ✓ Live examination
- ✓ Patient education
- ✓ Record documentation

## Professional Work

- ✓ Case documentation
- ✓ Remote consultation
- ✓ Team collaboration
- ✓ Teledentistry
- ✓ Quality assurance
- ✓ Skills training
- ✓ Insurance documentation



**Always easy and effortless to use!**





# Multi-mount cameras for any loupe and light

## Light mount benefits

- Always available
- Instant activation with a pedal
- Perfectly stable
- Available for everyone to use
- Can be installed in every operatory



## Loupe mount benefits

- Matches the exact view of the doctor's own loupes
- Completely unobstructed footage
- Hands free operation

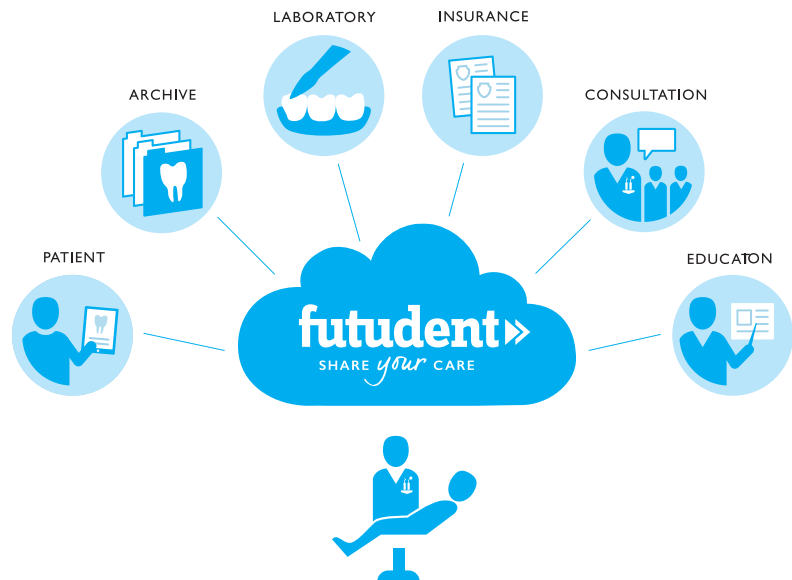


## Cloud Platform

The Futudent cloud platform allows dentists to easily store and share their video content online securely.

**The MyDentalbook** cloud sharing services is included with every Futudent product and is designed to let you send personalized video instruction home to your patients where they need it most.

The platform also enables easy peer-to-peer case sharing making it simpler than ever before to collaborate with fellow dental professionals.



# Futudent's world-leading camera family

proCam microCam eduCam

**4K**  
ULTRAHD



## proCam > *When Quality Matters*

- The only 4K dental miniature camera
- Mounts to any loupe or light
- Up to 4 x digital zoom
- 4K / 1080p / 720p / up to 13 mpx photos

## eduCam > *When Price Matters*

- The most affordable multi-purpose full HD dental miniature camera
- Mounts to any loupe or light
- Up to 2.5 x digital zoom
- 1080p / 720p / up to 3.4 mpx photos



## microCam > *When Size Matters*

- The smallest and lightest full HD dental camera
- Optimized for loupe-mounted POV filming
- Only 12 grams
- Professional Sony IMX sensor
- 1080p / 720p / up to 2 mpx photos



**One camera for every need.**



## Camera comparison

Details	proCam	eduCam	microCam
Resolution / Video	4K UHD, 30 fps	1080p, 30 fps	1080p, 30 fps
Resolution / Still	8/13 mpix	2/3.4 mpix	2 mpix
Size (w/o lens)	32 x 28 x 23 mm		24 x 20 x 23 mm
Weight. (body only)	23 grams		12 grams
Built-in zoom	3x	2.5x	n/a
Strength	UHD video, high resolution, documentation	Good overall performance, affordability	Miniature loupe mount POV, Sony IMX sensor
Connection	USB2		
Lens Options	Standard 16mm / Hi magnification 25mm UHD / Wide angle 12mm and 8mm		

The Futudent recording software is available for Windows, Mac and Android.



Imported & Marketed by

**First Medical**

C-58, 1st Floor, Mayapuri Industrial Area, Phase II, New Delhi -110064,  
Phone: 91- 9810068289



First Medical